

Little Explorers, are you ready to make your own bunting for your Reading Nook? It's simple, here's how . . .

**1** Say 'Bismillah'

**2** Print out all the flag pages.



**3** Carefully cut each flag out.



**4** Colour each flag, use bright colours, pop on some stickers and add some sparkle using glitter.





**5** Use a hole punch to make two holes along the top of each flag.




**6** Weave some string through each hole and then you're ready to hang your Reading Nook bunting! Yay!



Enjoy!






"If you are going to  
get anywhere in life  
you have to read  
a lot of books."  
(Roald Dahl)

d

e

v



Dinosaurs didn't  
read. Look what  
happened to  
them! Haa haa!

a

i

n


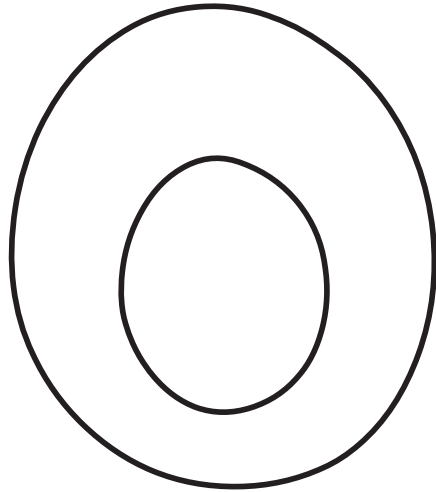


"There is more treasure  
in books than in all  
the pirates' loot on  
treasure island."  
(Walt Disney)

S

N

O



You can borrow  
a book, but you  
get to keep  
the ideas!

